



**USAID | KENYA AND EAST AFRICA**  
FROM THE AMERICAN PEOPLE



**Technical Annex USAID and Ministry of Water, Sanitation and  
Irrigation  
Implementation Letter  
to the  
Development Cooperation Framework Agreement (DCFA)  
— *Presentation During Water Week March 13-15, 2023***

*Eng Kyengo, MoWSI; and Martin Mulongo, USAID*

March 14, 2023

# WASH Situation in Kenya

70% access to Safe Water and 32% safely managed sanitation



> 20 Million  
Kenya lack  
access to Water



- 30 M lack access to improved Sanitation.
- Country KES 30B annually loss due to poor sanitation
- 1765 Villages are ODF



Financing Gap of about  
40 % of annual budget



Vision 2030  
and SDG

# Ministry of Water, Sanitation and Irrigation,

## **VISION**

Universal access to adequate, safe and sustainably managed water resources, sanitation and Irrigation”.

## **MISSION**

“To ensure good governance in the conservation, protection, water harvesting and storage, management and development of water resources, sanitation infrastructure, irrigation and land reclamation for national socio-economic development”.

## **OUR CORE VALUES**

We are guided by the national values as espoused by the Constitution of Kenya. These values are: Sustainable Development, Honesty and Integrity, Human Dignity, Teamwork and focus on results, Innovativeness and Participatory approach.

## MWSI Strategic objectives

- Accelerating the implementation of water sector reforms;
- Improving the sustainable management of water resources;
- Improving the provision of water and sewerage services;
- Improving utilization of land through irrigation and land reclamation;
- Strengthening institutions in the Ministry and the water sector;
- Mobilizing resources and promoting efficiency in their utilization;
- Improving the management and access to water resources information

## MoWSI Strategic Plan/Undertaking

Key Result Areas	Strategic Objectives
Policy, legal and institutional framework	To enhance sector governance and leadership through formulation and implementation of <b>4 no. Policies, 3no. Bills and 4no. Strategies</b> in full compliance with the Water Act of 2016 and Irrigation Act 2019
Management, protection and conservation of water resources and trans boundary waters	To increase the per capita fresh water endowment from 527 MM <sup>3</sup> to 700 MM <sup>3</sup> through management, protection and conservation of water resources by 2022.
Water, Sewerage and Sanitation Development and Expansion - Access and Coverage	To increase the percentage of national population with access to safe water from 60% in 2017 to 80% and 100% by 2022 and 2030

# MoWSI Strategic Plan/Undertaking

<b>Sewerage and Sanitation Development and Expansion - Access and Coverage</b>	To increase the percentage of national population with access to improved sanitation from 67% in 2020 to 85% by the year 2022. 100% sanitation by 2030
<b>Water harvesting, storage and flood control management</b>	To Increase water storage per capita from 4.5M <sup>3</sup> to 14M <sup>3</sup> by 2030, for domestic use, industrial use, irrigation, restoration and reclamation of degraded lands
<b>Irrigation development and management</b>	To increase area of land under irrigation from 484,000 in 2018 acres to 700,000 acres by 2022 and 1.2 Million by 2030 and enhance sustainability of the irrigation schemes
<b>Human resource capacity, Partnerships and collaboration for Resource mobilization</b>	To build human resource and financial capacity through training of 550 no. of staff annually, recruitment of 173 no. of staff and mobilization of Kshs 367.1 Bn by 2030.

# MWSI Programmes

## **Water Resources Management**

- Catchment Management Conservation and Protection
- Ground Water resource development
- Water Quality and Resource Monitoring
- Transboundary waters Management
- Water harvesting and Storage

## **Water Supply and Sanitation**

- Urban Water Supply
- Rural Water Supply
- Sewerage/Sanitation Programme
- Water resource and Service Regulation
- Underserved (WSS) areas initiatives

# MWSI Programmes

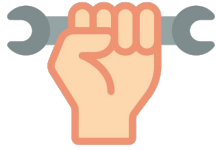
## **Water Research and Capacity Building**

- Research and Capacity Building
- Strengthening Water Institutions


## **Disaster Risk Management and coordination**



# WASH PARTNERSHIP: BEYOND TAPS & TOILETS



Build professional service providers to reach entire cities and counties at scale.



Move beyond infrastructure and service provision, to focus on governance, financing, and markets.



Invest in water resources to ‘future proof’ against rising water stressors such as floods, droughts, and competing user needs.

# Structure of Document

Implementation Letter

Annex I: Collaboration, Accountability & Implementation  
Framework

Annex II: Technical Annex

## Purpose of IL

- Provide the mutual understanding and agreement of the MOWSI and USAID under the DCFA.
- Outline specific actions needed to enhance self-reliance through collaboration, coordination, and partnership in the Water and Sanitation sector to advance Kenya's Vision 2030 development goals.
- Highlight key individual and mutual roles and responsibilities, priorities, and activities.

## Joint Vision

*Our shared vision is to enhance **sustainable water resources management and to increase access to safe water services and reasonable standards of sanitation** and reduce the disease burden among the population and more specifically the most vulnerable populations in society.*

*This vision will be achieved through collaborative and inclusive policy and legislative reforms; mobilization and leveraging of financial resources; strategic partnerships with key stakeholders, including county governments, private sector, civil society, and development partners; and learning together for continuous improvement.*

## Joint Priorities

- i. Access to safe water
- ii. Access to improved sanitation services
- iii. Integrated Water Resources Management
- iv. Improved governance
- v. Finance leveraged and mobilized
- vi. Program coordination

# Expected Outcomes

- i. Increased access to safe water
- ii. Increased access to improved sanitation
- iii. Improved management of water resources
- iv. Improved governance & institutional capacity
- v. Improved Sector financing
- vi. Improved Sector coordination

# USAID/KEA STRATEGY (2020-2025)

**2025 GOAL: Kenya's competitive private sector, resilient communities and civil society organizations, and citizen-responsive public sector better collaborate to drive inclusive growth and well-being for Kenya's self-reliance**

## DO1: STRENGTHENING SYSTEMS

Key systems, especially health, governance, and markets, improved

**IR 1.1:** Accountable, ethical, and effective leaders who drive change increased

**IR 1.2:** Efficient, transparent, and accountable institutions and organizations that are responsive to citizens' demands strengthened

**IR 1.3:** Inclusive voices driving solutions to development challenges and interventions increased

**IR 1.4:** Devolution deepened

## DO2: BUILDING RESILIENCE

Resilience of vulnerable populations and environments improved

**IR 2.1:** Quality, well-financed, holistic services for vulnerable families improved

**IR 2.2:** Families' and communities' preparedness to mitigate shocks, risks, and stressors strengthened

**IR 2.3:** Natural resources and biodiversity to enhance livelihoods for communities sustainably managed

**IR 2.4:** Refocused and innovative social and economic investments for children enhanced

**IR 2.5:** Capabilities of communities and families to reduce drivers of conflict, gender-based violence, and violent extremism strengthened

## DO3: CATALYZING YOUTH OPPORTUNITIES

Economic growth opportunities, especially for young men and young women, catalyzed

**IR 3.1:** Markets and jobs created and expanded

**IR 3.2:** Skills that match investment and market needs developed and cultivated

**IR 3.3:** Access to markets and capital expanded and deepened

**IR 3.4:** Voices of young men and young women to shape economic and social transformation elevated

## DO4: LEVERAGING REGIONAL LEADERSHIP

Kenya's regional opportunities leveraged and external risks mitigated

**IR 4.1:** Capability to prevent and respond to transboundary threats and shocks strengthened

**IR 4.2:** Cross-border cooperation on issues such as internal security, conflict, gender-based violence, violent extremism, and governance enhanced

**IR 4.3:** Kenya's trade and investment within the region and beyond increased

## USAID Current and Planned Undertaking in the Water Sector

Project Title	Implementing Partner	Start Date	Completion Date	Total Estimated funding 2021-2025 KES	Covered by this IL KES
WASH-FIN	TetraTech, ARD	2016	2022	500M	265M
Groundwater Mapping	US Geological Survey	2016	2023	500M	100M
Kenya Sanitation Enabling Environment (KSEEP)	UNICEF	2021	2023	540M	540M
Western Kenya Water	DAI	2022	2027	2,880M	2,880M
Western Kenya Sanitation & Hygiene	RTI	2022	2027	2,880M	2,880M



# USAID Current and Planned Undertaking in the Water Sector

<b>Project Title</b>	<b>Implementing Partner</b>	<b>Start Date</b>	<b>Completion Date</b>	<b>Total Estimated funding 2021-2025 KES</b>	<b>Covered by this IL KES</b>
STAWI	DAI	2023	2028	2,988M	2,988M
USAID Boresha Jamii	Jaramogi Oginga Odinga University of Science and Technology (JOOUST)	2021	2025	275M	275M
USAID Tujenge Jamii	Deloitte Kenya	2021	2025	225M	225M
USAID Fahari Ya Jamii	University of Nairobi	2021	2025	150 M	150M

Project Title	Implementing Partner	Start Date	Completion Date	Total Estimated funding 2021-2025 KES	Covered by this IL KES
Kenya Water Towers Program	US Forest Service	2015	2024	220M	220M
Institutional Capacity Strengthening. Min of Environ and Forestry,	UNDP	2020	2023	20M	10M
Nawiri	Mercy Corps and CRS	2019	2022	18.6B	300M
Kenya Investment Mechanism (KIM)	Palladium International	2018	2023	2.36 M	25M

# Joint priority Area I

Joint Priority	Ministry Activities	USAID Activities	Joint Budget (Million KES)
Increased Access to Safe Water	Urban water Supply <ul style="list-style-type: none"> <li>Increase water supply under MTP III/V in Major towns</li> </ul>	Increase access to sustainable safe water (WASH FIN, STAWI, Western Kenya WASH Activity).  Support to Water Service Providers in rural and urban areas (WASH FIN, STAWI and Western Kenya WASH and Afya's and BHA )	GOK-163,000M  USAID-625M
	Rural Water supply <ul style="list-style-type: none"> <li>Rehabilitate and expand Large water supply schemes</li> <li>Drill and Equip 215 Boreholes in</li> </ul>	<b>Rural:</b> Increased availability and capacity of professionalized maintenance services for rural communities Increased functionality of water schemes <b>Urban:</b> Improved profitability of WASCOs Increased number of people with access to safe drinking water in WASCO service areas	<b>Total-163,625M</b>

# Joint priority Area II

Joint Priority	Ministry Activities	USAID Activities	Joint Budget
Increased Access to Improved sanitation	Sanitation and Sewerage Sub-Programme	<ul style="list-style-type: none"><li>• Increase access to improved sanitation (Western Kenya Sanitation, Kenya Sanitation Alliance).</li></ul>	
	<ul style="list-style-type: none"><li>• Improve sewerage facilities in Nairobi and satellite towns such as Kiambu, Ruiru,</li><li>• Develop new sewer systems in Malindi, Oloitoktok, etc</li></ul>	<ul style="list-style-type: none"><li>• End open defecation in the 15 high burden open defecation counties</li><li>• Promote effective and context based approaches eg market based sanitation (MBS), non sewered sanitation (NSS) to addressing sanitation challenges.</li><li>• Improved Key hygiene practices including hand hygiene and menstrual hygiene</li></ul>	<p>GOK-49,000M</p> <p>USAID-560M</p> <p><b>Total-49,560M</b></p>

# Joint priority Area III

Joint Priority	Ministry Activities	USAID Activities	Joint Budget
Water Resources Management enhanced	<ul style="list-style-type: none"><li>• Catchment Management Conservation and Protection.</li></ul>		
	<ul style="list-style-type: none"><li>• Implementation of Basin Plans.</li></ul>	<ul style="list-style-type: none"><li>• Improve Management of Water Resources (Western Kenya WASH, Groundwater Mapping, STAWI)</li></ul>	GOK-1,705M
	<ul style="list-style-type: none"><li>• Undertaking classification of water resources and setting of resources quality objectives (RQOs).</li></ul>	<ul style="list-style-type: none"><li>• Undertake Groundwater assessments and exploration</li></ul>	USAID-310M
	<ul style="list-style-type: none"><li>• Carry out water resources assessment in regards to quantity and quality.</li></ul>		<b>Total- 2,015M</b>

# Joint priority Area Three

Joint Priority


Ministry Activities

USAID Activities

Joint Budget

Water Resources  
Management  
enhanced

- Drill and equip exploratory groundwater monitoring wells.
- Installation of telemetric hydrological (surface, ground and water quality) stations.
- Installation and operationalization of water resources databases and National hydrological data control centre.
- Develop, review and implement sub-catchment management plans (SCMPs).
- Groundwater mapping



GOK-1,705M

USAID-310M

**Total- 2,015M**

# Joint priority Area IV

Joint Priority	Ministry Activities	USAID Activities	Joint Budget
Improved Governance for the Water Sector	<ul style="list-style-type: none"> <li>Water Sector Research and Capacity Building</li> </ul>	<ul style="list-style-type: none"> <li>Improved policies for institutional capacity governance -STAWI, Western Kenya WASH, WASHFIN.</li> </ul>	GOK-310M
	<ul style="list-style-type: none"> <li>Research and Capacity building</li> </ul>	<ul style="list-style-type: none"> <li>Strengthening the Institutional capacity of capacity of communities, counties and national government for water resources management.</li> </ul>	USAID-300M
	<ul style="list-style-type: none"> <li>Strengthening Water Institutions:</li> </ul>	<ul style="list-style-type: none"> <li>Improve policy, legal and regulatory environment for water services provision, water resource management and WASH financing</li> </ul>	<b>Total-610M</b>
	<ul style="list-style-type: none"> <li>Water Resource and Service Regulation</li> </ul>	<ul style="list-style-type: none"> <li>Strengthen the capacity of counties to develop mitigation measures, and respond to shocks to</li> </ul>	

## Joint priority Area V

Joint Priority	Ministry Activities	USAID Activities	Joint Budget
Finances leveraged and Mobilized	Allocate more resources	<ul style="list-style-type: none"><li>• Financing leveraged and mobilized- WASH FIN, KIM</li><li>• For rural community schemes, SMEs and water service providers</li></ul>	GOK-500M USAID-75M <b>Total-575M</b>



# Joint priority Area VI

Joint Priority

Ministry Activities

USAID Activities

Joint Budget

Program  
Coordination

Strengthening Intergovernmental and  
Interministerial coordination  
High Level Coordination (with  
principals)

Strengthening  
Intergovernmental and  
Inter-ministerial coordination

GOK -50M

High Level Coordination (with  
principals)

USAID-50M

Technical Level Coordination including  
joint field visit.

Technical Level Coordination  
including joint field visit.

Total -100M

coordination with Development Partners

Coordination with Development  
partners

Total Combined Budget

**Ministry- 214,565M**

**USAID - 1,920M**

**Combined -216.485M**

The team developed a table to depict:



Next  
Steps

- ◆ Joint priorities
  - ◆ Activities by the Ministry aligned to the Priority
  - ◆ Activities by USAID WASH Programs aligned to the Priority.
  - ◆ Indicators for each of the priority.
  - ◆ Funding amounts for each of the priority area.
- Going forward, the team plans to :

- Get input for this forum on the work plan and finalise Annual Work Plans.
- Include the Irrigation addendum to the Technical annex



# USAID | KENYA AND EAST AFRICA

FROM THE AMERICAN PEOPLE



—  
**Thank You! Asante Sana!**