

STUDY CONTEXT AND DEMOGRAPHIC PROFILE



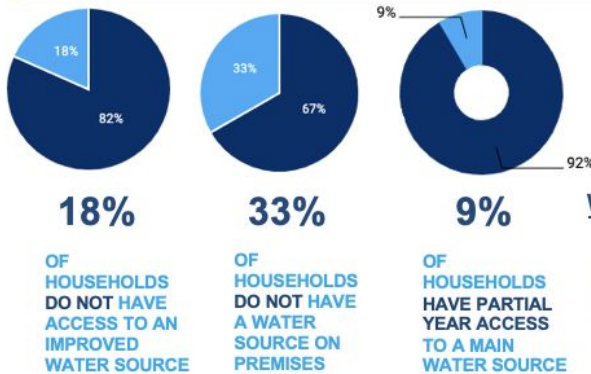
RESPONDENT PROFILE



HOUSEHOLD PROFILE



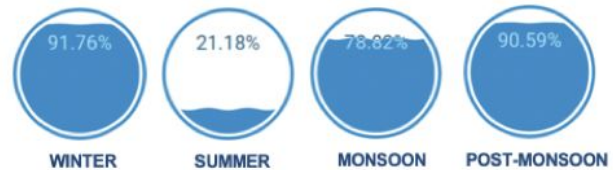
WATER ACCESS AND SATISFACTION



9 OUT OF 10 OF RESPONDENTS ARE SATISFIED WITH THEIR WATER SOURCE

2 OUT OF 10 OF RESPONDENTS INTEND TO TAKE A LOAN TO IMPROVE WATER SERVICE

WATER SOURCE SEASONALITY



WATER BURDEN

WATER RESPONSIBILITY



TIME FOR WATER COLLECTION



OLD (above 39 years+)	YOUNG (18-38 years)	CHILD (below 18 years)
36.9%	54.9%	8.1%

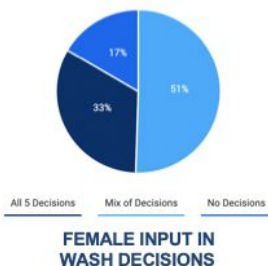
POTENTIAL WAGE LOSSES



WOMEN'S EMPOWERMENT



70% SELF EFFICACY LEVEL
AVERAGE SCORE: 21 OUT OF 30



WASH PRACTICE

8 IN 10 WOMEN DO NOT PRACTICE CORRECT HANDWASHING.

